

## User manuals

### Starter Set B

740683



Dear valued customer,

Thank you for choosing MACHEREY-NAGEL for your application. We have attached a short protocol for your review.

To obtain the best results we recommend to follow the detailed protocol available online, especially when you are a first time user of this kit.

All important links to the above mentioned product are listed in this leaflet.

Important information regarding product components, specifications, safety instructions, and processing protocols can all be found on the product website and accessed easily via the QR code.

#### QR-Code product website



[qr.mn-net.com/qr/\(241\)740683](https://qr.mn-net.com/qr/(241)740683)

Use the following QR code or the link below for direct access to the user manual.

#### QR-Code user manual



[qr.mn-net.com/qr/\(IFU\)740683](https://qr.mn-net.com/qr/(IFU)740683)

It is strongly recommended to read the detailed protocol section of the user manual if using the kit for the first time. However, experienced users may refer to the protocol at a glance. The protocol at a glance is designed to be used only as a supplemental tool for quick reference while performing the purification procedure.

We are constantly improving our products and we reserve the right to make changes or additions to protocols. Please check for updated revisions for previously downloaded manuals.

This is a short overview of setups included in the manual. This leaflet does not replace the full manual!

Protocol at a glance  
Starter Set B - Handling



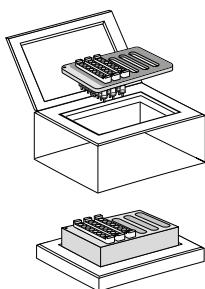
**Figure 1: Column Holder B**  
(note top left mark for correct orientation)



**Figure 2: Column Holder D**  
(note top left mark for correct orientation)

NucleoSpin® Filter Strips inserted in Column Holder B in manifold top of the BioRobot® 9600 / 9604 / 3000. Unused rows have to be closed with NucleoSpin® Dummy Strips.

NucleoSpin® Binding Strips inserted in Column Holder D in manifold base of the BioRobot® 9600 / 9604 / 3000.

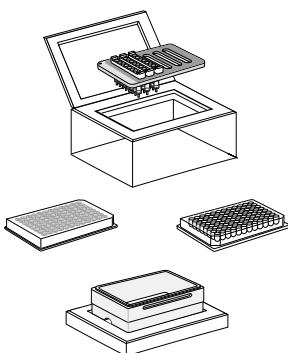


**Figure 3: Filtration of crude lysate during the NucleoSpin® 8 Plasmid procedure**

NucleoSpin® Binding Strips inserted in Column Holder B in manifold top of the BioRobot® 9600/9604/3000. Unused rows have to be closed with NucleoSpin® Dummy Strips.

MN Wash Plate or Elution Plate is rested on MN Frame.


MN Frame is placed in manifold base of the BioRobot® 9600 / 9604 / 3000.



**Figure 4: Binding / washing / elution during the NucleoSpin® 8 Plasmid procedure**



**Figure 5:** NucleoSpin® Plasmid Binding Strips inserted into Column Holder D placed in the manifold bottom on the Qiagen BioRobot® 9600.



**Figure 6:** NucleoSpin® Plasmid Filter Strips inserted into Column Holder B placed in the manifold top on the BioRobot® 9600. The lid will press down the strips into the gasket to seal the vacuum chamber.

## QR-Code Safety Data Sheet

Please find a digital version of the safety data sheets by following the link below:



[www.mn-net.com/sds](http://www.mn-net.com/sds)



We strongly recommend to carefully read the detailed protocol section of the product's user manual. If you have any questions about the protocol or product, please contact our Technical Support.

## Contact MN

### Germany and international

MACHEREY-NAGEL GmbH & Co. KG  
Valenciennner Str. 11 · 52355 Düren · Germany  
Tel.: +49 24 21 969-0  
Toll-free: 0800 26 16 000 (Germany only)  
E-mail: [info@mn-net.com](mailto:info@mn-net.com)

### Technical support Bioanalysis

Tel.: +49 24 21 969-333  
E-mail: [support@mn-net.com](mailto:support@mn-net.com)

## USA

MACHEREY-NAGEL Inc.  
924 Marcon Blvd. · Suite 102 · Allentown PA, 18109 · USA  
Toll-free: 888 321 6224 (MACH)  
E-mail: [sales-us@mn-net.com](mailto:sales-us@mn-net.com)

## France

MACHEREY-NAGEL SAS  
1, rue Gutenberg – BP135 · 67720 Hoerdt Cedex · France  
Tel.: +33 388 68 22 68  
E-mail: [sales-fr@mn-net.com](mailto:sales-fr@mn-net.com)

MACHEREY-NAGEL SAS (Société par Actions Simplifiée) au capital de 186600 €

Siret 379 859 531 00020 · RCS Strasbourg B379859531  
N° intracommunautaire FR04 379 859 531

## Switzerland

MACHEREY-NAGEL AG  
Hirsackerstr. 7 · 4702 Oensingen · Switzerland  
Tel.: +41 62 388 55 00  
E-mail: [sales-ch@mn-net.com](mailto:sales-ch@mn-net.com)