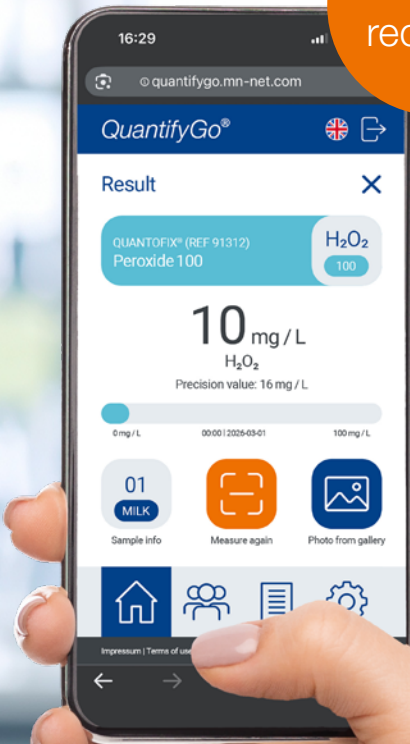


Test strips. Reimagined.

QuantifyGo®

The smartphone upgrade
for QUANTOFIX®

No app
required



MACHEREY-NAGEL

www.mn-net.com



Easy handling

How it works

With *QuantifyGo*®, you can now evaluate your QUANTOFIX® test strips digitally and easily – directly with your smartphone and without installing an app.



1 Scan the QR code on the folding box or on the inside of this flyer.



2 Press the “Scan” button in the *QuantifyGo*® application.



3 Place the test strip (after dipping it into the solution) onto the scanning template and take a photo.



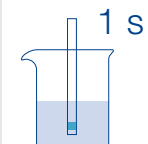
4 Your result appears immediately on the screen.

Test it yourself!

Experience the live digital evaluation of your QUANTOFIX® test strips with *QuantifyGo*®.

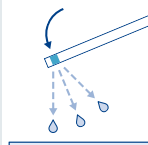
Place the test strip on the designated side of the folding box or directly onto the scanning area on the inside of the flyer!

QUANTOFIX®
Peroxide 25




1 s

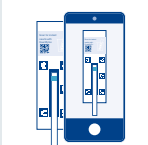
Dip the test strip into the sample for 1 s.



Shake off excess liquid.

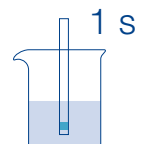


Wait 15 s.



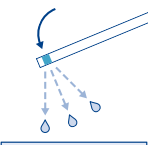
Take a photo and upload it to *QuantifyGo*®

QUANTOFIX®
Peroxide100




1 s

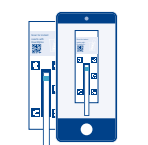
Dip the test strip into the sample for 1 s.



Shake off excess liquid.



Wait 5 s.



Take a photo and upload it to *QuantifyGo*®

Help us make the application even better. Every piece of feedback goes directly into our development process.

Any questions?

Our service team is happy to assist you:


Customer Service Center

Tel.: +49 24 21 969-333

support@mn-net.com



Your contact person:



MACHEREY-NAGEL GmbH & Co. KG

Valencienner Str. 11

52355 Düren · Germany

KATEN100269 Flyer QuantifyGo en1a · Prostock-studio · Trukune – stock.adobe.com

MACHEREY-NAGEL

www.mn-net.com

