

User manuals

NucleoSpin® miRNA Plasma 740981.10 / .50 / .250



Dear valued customer,

Thank you for choosing MACHEREY-NAGEL for your application. We have attached a short protocol for your review.

To obtain the best results we recommend to follow the detailed protocol available online, especially when you are a first time user of this kit.

All important links to the above mentioned product are listed in this leaflet.

Important information regarding product components, specifications, safety instructions, and processing protocols, can all be found on the product website and accessed easily via the QR code.

QR-Code product website



[qr.mn-net.com/qr/\(241\)740981](https://qr.mn-net.com/qr/(241)740981)

Use the following QR code or the link below for direct access to the user manual.

QR-Code user manual















[qr.mn-net.com/qr/\(IFU\)740981](https://qr.mn-net.com/qr/(IFU)740981)

It is strongly recommended to read the detailed protocol section of the user manual if using the kit for the first time. However, experienced users may refer to the protocol at a glance. The protocol at a glance is designed to be used only as a supplemental tool for quick reference while performing the purification procedure.

We are constantly improving our products and we reserve the right to make changes or additions to protocols. Please check for updated revisions for previously downloaded manuals.

This leaflet does not replace the full manual!

Protocol at a glance (Rev. 07)
 Isolation of miRNA from plasma

NucleoSpin® miRNA Plasma		
1 Prepare sample		300 µL plasma or serum* 90 µL MLP Vortex 5 s RT, 3 min
2 Precipitate protein		30 µL MPP Vortex 5 s RT, 1 min 11,000 × g, 3 min
3 Transfer supernatant		Transfer clear supernatant to Collection Tube (2 mL, lid)
4 Adjust binding conditions		400 µL isopropanol Vortex 5 s
5 Bind RNA and DNA		Load sample on NucleoSpin® miRNA Column RT, 2 min 11,000 × g, 30 s
6 Optional: Digest DNA		Optional:
1st		700 µL MW2 11,000 × g, 30 s
2nd		250 µL MW2 11,000 × g, 2 min
		50 µL rDNase in Reaction Buffer for rDNase RT, 15 min
7 Wash and dry		
1st		100 µL MW1 11,000 × g, 30 s
2nd		700 µL MW2 11,000 × g, 30 s
3rd		250 µL MW2 11,000 × g, 2 min
8 Elute RNA		30 µL RNase-free H ₂ O RT, 1 min 11,000 × g, 1 min

* Larger sample volumes can be processed when buffer volumes of MLP, MPP, and isopropanol are increased proportionally. Multiple loading is necessary in step 5 (see section 2.3 for more information).



QR-Code Safety Data Sheet

Please find a digital version of the safety data sheets by following the link below:



www.mn-net.com/sds



We strongly recommend to carefully read the detailed protocol section of the product's user manual. If you have any questions about the protocol or product, please contact our Technical Support.

Contact MN

Germany and international

MACHEREY-NAGEL GmbH & Co. KG
Valenciennner Str. 11 · 52355 Düren · Germany
Tel.: +49 24 21 969-0
Toll-free: 0800 26 16 000 (Germany only)
E-mail: info@mn-net.com

Technical support Bioanalysis

Tel.: +49 24 21 969-333
E-mail: support@mn-net.com

USA

MACHEREY-NAGEL Inc.
924 Marcon Blvd. · Suite 102 · Allentown PA, 18109 · USA
Toll-free: 888 321 6224 (MACH)
E-mail: sales-us@mn-net.com

France

MACHEREY-NAGEL SAS
1, rue Gutenberg – BP135 · 67720 Hoerdt Cedex · France
Tel.: +33 388 68 22 68
E-mail: sales-fr@mn-net.com

MACHEREY-NAGEL SAS (Société par Actions Simplifiée) au capital de 186600 €

Siret 379 859 531 00020 · RCS Strasbourg B379859531
N° intracommunautaire FR04 379 859 531

Switzerland

MACHEREY-NAGEL AG
Hirsackerstr. 7 · 4702 Oensingen · Switzerland
Tel.: +41 62 388 55 00
E-mail: sales-ch@mn-net.com