

User manuals

NucleoSpin® Microbial DNA 740235.10 / .50 / .250



Dear valued customer,

Thank you for choosing MACHEREY-NAGEL for your application. We have attached a short protocol for your review.

To obtain the best results we recommend to follow the detailed protocol available online, especially when you are a first time user of this kit.

All important links to the above mentioned product are listed in this leaflet.

Important information regarding product components, specifications, safety instructions, and processing protocols, can all be found on the product website and accessed easily via the QR code.

QR-Code product website



[qr.mn-net.com/qr/\(241\)740235](https://qr.mn-net.com/qr/(241)740235)

Use the following QR code or the link below for direct access to the user manual.

QR-Code user manual



[qr.mn-net.com/qr/\(IFU\)740235](https://qr.mn-net.com/qr/(IFU)740235)






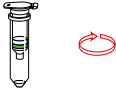

It is strongly recommended to read the detailed protocol section of the user manual if using the kit for the first time. However, experienced users may refer to the protocol at a glance. The protocol at a glance is designed to be used only as a supplemental tool for quick reference while performing the purification procedure.

We are constantly improving our products and we reserve the right to make changes or additions to protocols. Please check for updated revisions for previously downloaded manuals.

This leaflet does not replace the full manual!

Genomic DNA from microorganisms – protocol at a glance (Rev. 06)

NucleoSpin® Microbial DNA

1 Prepare sample		< 40 mg microbial pellet (wet weight) 100 µL Elution Buffer BE						
2 Lyse sample		Transfer sample in MN Tube Type B 40 µL Buffer MG 10 µL Liquid Proteinase K Agitate on a swing mill or similar device 4 – 12 min 11,000 x g, 30 s						
3 Adjust binding conditions		600 µL Buffer MG Vortex 3 s 11,000 x g, 30 s						
4 Bind DNA		Load 500 – 600 µL sample on NucleoSpin® Microbial DNA Column 11,000 x g, 30 s						
5 Wash silica membrane		<table border="0"> <tbody> <tr> <td data-bbox="477 1018 529 1046">1st</td> <td data-bbox="567 1018 695 1046">500 µL BW</td> <td data-bbox="767 1018 940 1046">11,000 x g, 30 s</td> </tr> <tr> <td data-bbox="477 1061 529 1090">2nd</td> <td data-bbox="567 1061 695 1090">500 µL B5</td> <td data-bbox="767 1061 940 1090">11,000 x g, 30 s</td> </tr> </tbody> </table>	1st	500 µL BW	11,000 x g, 30 s	2nd	500 µL B5	11,000 x g, 30 s
1st	500 µL BW	11,000 x g, 30 s						
2nd	500 µL B5	11,000 x g, 30 s						
6 Dry silica membrane		11,000 x g, 30 s						
7 Elute DNA		100 µL Elution Buffer BE RT, 1 min 11,000 x g, 30 s						

QR-Code Safety Data Sheet

Please find a digital version of the safety data sheets by following the link below:



www.mn-net.com/sds



We strongly recommend to carefully read the detailed protocol section of the product's user manual. If you have any questions about the protocol or product, please contact our Technical Support.

Contact MN

Germany and international

MACHEREY-NAGEL GmbH & Co. KG
Valenciennner Str. 11 · 52355 Düren · Germany
Tel.: +49 24 21 969-0
Toll-free: 0800 26 16 000 (Germany only)
E-mail: info@mn-net.com

Technical support Bioanalysis

Tel.: +49 24 21 969-333
E-mail: support@mn-net.com

USA

MACHEREY-NAGEL Inc.
924 Marcon Blvd. · Suite 102 · Allentown PA, 18109 · USA
Toll-free: 888 321 6224 (MACH)
E-mail: sales-us@mn-net.com

France

MACHEREY-NAGEL SAS
1, rue Gutenberg – BP135 · 67720 Hoerdt Cedex · France
Tel.: +33 388 68 22 68
E-mail: sales-fr@mn-net.com

MACHEREY-NAGEL SAS (Société par Actions Simplifiée) au capital de 186600 €

Siret 379 859 531 00020 · RCS Strasbourg B379859531
N° intracommunautaire FR04 379 859 531

Switzerland

MACHEREY-NAGEL AG
Hirsackerstr. 7 · 4702 Oensingen · Switzerland
Tel.: +41 62 388 55 00
E-mail: sales-ch@mn-net.com