

MACHEREY-NAGEL

User manual



Processing of 8-well strips on BioRobots®

- Starter Set B

December 2023 / Rev. 03

Contact MN

Germany and international

MACHEREY-NAGEL GmbH & Co. KG
Valenciener Str. 11 · 52355 Düren · Germany
Tel.: +49 24 21 969-0
Toll-free: 0800 26 16 000 (Germany only)
E-mail: info@mn-net.com

Technical Support Bioanalysis

Tel.: +49 24 21 969-333
E-mail: support@mn-net.com

USA

MACHEREY-NAGEL Inc.
924 Marcon Blvd. · Suite 102 · Allentown PA, 18109 · USA
Toll-free: 888 321 6224 (MACH)
E-mail: sales-us@mn-net.com

France

MACHEREY-NAGEL SAS
1, rue Gutenberg – BP135 · 67720 Hoerdt Cedex · France
Tel.: +33 388 68 22 68
E-mail: sales-fr@mn-net.com

MACHEREY-NAGEL SAS (Société par Actions Simplifiée) au capital de 186600 €
Siret 379 859 531 00020 · RCS Strasbourg B379859531 · N° intracommunautaire FR04 379 859 531

Switzerland

MACHEREY-NAGEL AG
Hirsackerstr. 7 · 4702 Oensingen · Switzerland
Tel.: +41 62 388 55 00
E-mail: sales-ch@mn-net.com

Table of contents

1	Contents	4
1.1	About this user manual	4
2	Product description	5
3	Handling	6
4	Appendix	8
4.1	Troubleshooting	8
4.2	Ordering information	8
4.3	Product use restriction/warranty	9

1 Contents

Starter Set B	
REF	740683
Column Holder B	1
Column Holder D	1
NucleoSpin® Dummy Strips	6
User manual	1

1.1 About this user manual

It is recommended to read the instructions of this user manual carefully before use. All technical literature is also available on the internet at www.mn-net.com.

Please contact Technical Service regarding information about changes of the current user manual compared to previous or updated revisions.

2 Product description

The Starter Set B is designed for the automated use of the NucleoSpin® 8-well strips on Qiagen BioRobot® 9600/9604/3000. The standard vacuum chamber top for processing the 96-well plates is used, not the one for the Qiagen 8-well strips.

The set contains one Column Holder B to hold the NucleoSpin® 8-well strips on top of the vacuum chamber, one Column Holder D to hold the NucleoSpin® 8-well strips inside the vacuum chamber, and NucleoSpin® Dummy Strips to close the unused rows of the Column Holder B.

It allows flexible processing of the NucleoSpin® 8 kits by using one to six strips per run.

Note that the column holders are not symmetrical, they have one thicker side which has to be on the left side of the vacuum manifold.



Figure 1 Column Holder B (note top left mark for correct orientation)



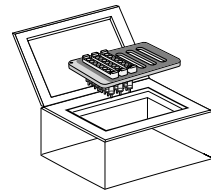
Figure 2 Column Holder D (note top left mark for correct orientation)

3 Handling

The desired number of 8-well strips is placed in the Column Holder B. Unused rows of the Column Holder are closed with NucleoSpin® Dummy Strips. The Column Holder is then inserted into the manifold top and the lid is closed to press down the strips to the gasket (Figure 4).

If using a kit with filter and binding strips (e.g., NucleoSpin® 8 Plasmid), the binding strips are inserted into the Column Holder D inserted in the manifold base. The manifold top is put in place, and the Column Holder B with the appropriate number of filter strips is inserted. Close unused rows of the Column Holder B with NucleoSpin® Dummy Strips. The manifold lid is then closed to press the strips against the gasket (Figure 3). After the filtration, the binding strips are transferred to the Column Holder B and are placed in the manifold lid for binding, washing and elution (Figure 4).

NucleoSpin® Filter Strips inserted in Column Holder B in manifold top of the BioRobot® 9600/9604/3000. Unused rows have to be closed with NucleoSpin® Dummy Strips.



NucleoSpin® Binding Strips inserted in Column Holder D in manifold base of the BioRobot® 9600/9604/3000

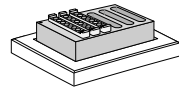
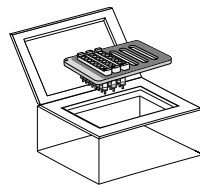


Figure 3 Filtration of crude lysate during the NucleoSpin® 8 Plasmid procedure

NucleoSpin® Binding Strips inserted in Column Holder B in manifold top of the BioRobot® 9600/9604/3000. Unused rows have to be closed with NucleoSpin® Dummy Strips.



MN Wash Plate or Elution Plate is rested on MN Frame.



MN Frame is placed in manifold base of the BioRobot® 9600/9604/3000.

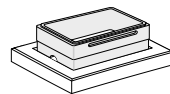


Figure 4 Binding / washing / elution during the NucleoSpin® 8 Plasmid procedure

Elution is also possible into a Rack of Tube Strips. The MN Frame is not used, and the Rack of Tube Strips is inserted directly into the manifold base. Make sure that the Tube

Strips are properly aligned under the outlets of the NucleoSpin® Binding Strips. As manifolds might show small tolerances in dimensions, it might be necessary to remove the bottom of the rack to be able to close the manifold again properly.




Figure 5 NucleoSpin® Plasmid Binding Strips inserted into Column Holder D placed in the manifold bottom on the Qiagen BioRobot® 9600.




Figure 6 NucleoSpin® Plasmid Filter Strips inserted into Column Holder B placed in the manifold top on the BioRobot® 9600.

4 Appendix

4.1 Troubleshooting

Problem	Possible cause and suggestions
Vacuum not sufficient	<p><i>Strips not inserted properly</i></p> <ul style="list-style-type: none"> Make sure that the strips are properly attached to the Column Holder and that the small gaskets sealing the strips are clean and intact.
	<p><i>Column Holder not inserted properly</i></p> <ul style="list-style-type: none"> Check gasket of the vacuum chamber and clean if necessary. Insert the Column Holder properly.

4.2 Ordering information

Product	REF	Pack of
Starter Set A (for processing NucleoSpin® 8-well strips on NucleoVac 96 Vacuum Manifold)	740682	1 set
NucleoSpin® Dummy Strips	740685	6
NucleoVac 96 Vacuum Manifold	740681	1
Replacement parts for the NucleoVac 96 are available on request		
NucleoVac Vacuum Regulator	740641	1
Rack of Tube Strips (1 set consists of 1 rack, 12 strips with 8 tubes each, and 12 Cap Strips)	740637	5 racks
Square-well Block	740481 / .24	4 / 24
Self-adhering PE Foil	740676	50 sheets
Gas-permeable Foil	740675	50 sheets

Visit www.mn-net.com for more detailed product information.

4.3 Product use restriction/warranty

WARRANTY DISCLAIMER

All MACHEREY-NAGEL products are designed for their intended use only. They are not intended to be used for any other purpose. The description of the intended use of the products can be found in the original MACHEREY-NAGEL product leaflets. Before using our products, please observe the instructions for use and the safety instructions from the respective Material Safety Data Sheet of the product.

This MACHEREY-NAGEL product is carrying documentation stating specifications and other technical information. MACHEREY-NAGEL warrants to meet the stated specifications. The provided warranty is limited to the data specifications and descriptions as given in the original MACHEREY NAGEL literature. No other statements or representations, written or oral, by MACHEREY-NAGELS employees, agents or representatives, except written statements signed by a duly authorized officer of MACHEREY NAGEL are authorized. They should not be relied upon by the customer and are not a part of a contract of sale or of this warranty.

Liability for all possible damages that occur in any connection with our products is limited to the utmost minimum as stated in the general business terms and conditions of MACHEREY NAGEL in their latest edition which can be taken from the company's website. MACHEREY-NAGEL does not assume any further warranty.

Products and their application are subject to change. Therefore, please contact our Technical Service Team for the latest information on MACHEREY-NAGEL products. You may also contact your local distributor for general scientific information. Descriptions in MACHEREY-NAGEL literature are provided for informational purposes only.

Last updated: 08/2022, Rev. 04

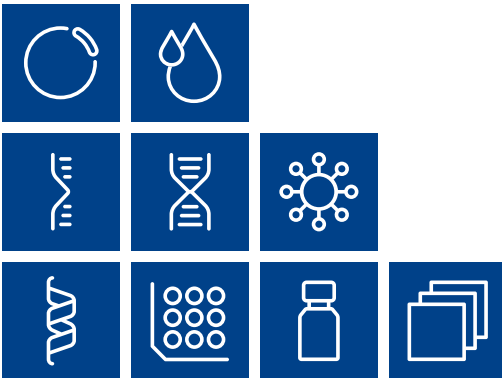
Please contact:
MACHEREY-NAGEL GmbH & Co. KG
Tel.: +49 24 21 969-270
support@mn-net.com

Trademarks:

BioRobot® is a registered trademark of Qiagen GmbH

NucleoSpin® is a registered trademark of MACHEREY-NAGEL GmbH & Co KG

All used names and denotations can be brands, trademarks, or registered labels of their respective owner – also if they are not special denotation. To mention products and brands is only a kind of information (i.e., it does not offend against trademarks and brands and can not be seen as a kind of recommendation or assessment). Regarding these products or services we can not grant any guarantees regarding selection, efficiency, or operation.



Plasmid DNA

Clean up

RNA

DNA

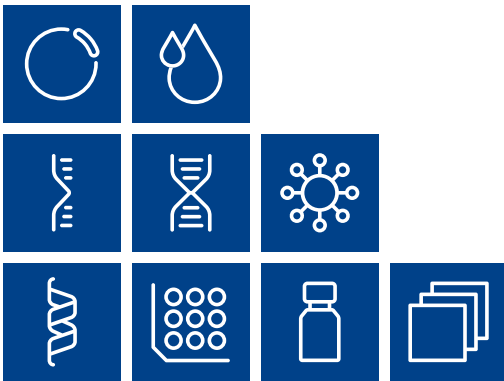
Viral RNA and DNA

Protein

High throughput

Accessories

Auxiliary tools



MACHEREY-NAGEL

www.mn-net.com

MACHEREY-NAGEL GmbH & Co. KG · Valencienner Str. 11 · 52355 Düren · Germany

DE +49 24 21 969-0 info@mn-net.com

CH +41 62 388 55 00 sales-ch@mn-net.com

FR +33 388 68 22 68 sales-fr@mn-net.com

US +1 888 321 62 24 sales-us@mn-net.com

