

## User manuals

### Starter Set C

740684



Dear valued customer,

Thank you for choosing MACHEREY-NAGEL for your application. We have attached a short protocol for your review.

To obtain the best results we recommend to follow the detailed protocol available online, especially when you are a first time user of this kit.

All important links to the above mentioned product are listed in this leaflet.

Important information regarding product components, specifications, safety instructions, and processing protocols, can all be found on the product website and accessed easily via the QR code.

#### QR-Code product website



[qr.mn-net.com/qr/\(241\)740684](https://qr.mn-net.com/qr/(241)740684)

Use the following QR code or the link below for direct access to the user manual.

#### QR-Code user manual




[qr.mn-net.com/qr/\(IFU\)740684](https://qr.mn-net.com/qr/(IFU)740684)

It is strongly recommended to read the detailed protocol section of the user manual if using the kit for the first time. However, experienced users may refer to the protocol at a glance. The protocol at a glance is designed to be used only as a supplemental tool for quick reference while performing the purification procedure.

We are constantly improving our products and we reserve the right to make changes or additions to protocols. Please check for updated revisions for previously downloaded manuals.

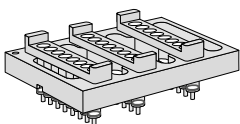
This is a short overview of setups included in the manual. This leaflet does not replace the full manual!

Starter Set C - Handling

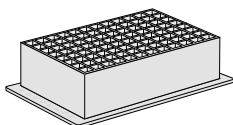


**Figure 1: Column Holder C (note top left mark for orientation)**

NucleoSpin® Binding Strips  
in Column Holder C

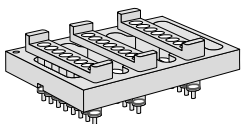


MN Square-well Block



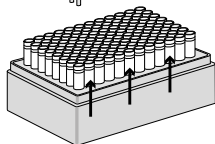
**Figure 2: Setup during binding / washing / elution steps**

NucleoSpin® Binding Strips  
in Column Holder C



Rack of Tube Strips

*Note: During centrifugation,*  
new Tube Strips are aligned under the  
8-well strips to collect the eluate (↑).  
The other rows have to be filled with Tube  
Strips supplied in the Starter Set C to  
support the Column Holder C on the rack.



**Figure 3: Setup during elution step**

## QR-Code Safety Data Sheet

Please find a digital version of the safety data sheets by following the link below:



[www.mn-net.com/sds](http://www.mn-net.com/sds)



We strongly recommend to carefully read the detailed protocol section of the product's user manual. If you have any questions about the protocol or product, please contact our Technical Support.

## Contact MN

### Germany and international

MACHEREY-NAGEL GmbH & Co. KG  
Valenciennner Str. 11 · 52355 Düren · Germany  
Tel.: +49 24 21 969-0  
Toll-free: 0800 26 16 000 (Germany only)  
E-mail: [info@mn-net.com](mailto:info@mn-net.com)

### Technical support Bioanalysis

Tel.: +49 24 21 969-333  
E-mail: [support@mn-net.com](mailto:support@mn-net.com)

### USA

MACHEREY-NAGEL Inc.  
924 Marcon Blvd. · Suite 102 · Allentown PA, 18109 · USA  
Toll-free: 888 321 6224 (MACH)  
E-mail: [sales-us@mn-net.com](mailto:sales-us@mn-net.com)

### France

MACHEREY-NAGEL SAS  
1, rue Gutenberg – BP135 · 67720 Hoerdt Cedex · France  
Tel.: +33 388 68 22 68  
E-mail: [sales-fr@mn-net.com](mailto:sales-fr@mn-net.com)

MACHEREY-NAGEL SAS (Société par Actions Simplifiée) au capital de 186600 €

Siret 379 859 531 00020 · RCS Strasbourg B379859531  
N° intracommunautaire FR04 379 859 531

### Switzerland

MACHEREY-NAGEL AG  
Hirsackerstr. 7 · 4702 Oensingen · Switzerland  
Tel.: +41 62 388 55 00  
E-mail: [sales-ch@mn-net.com](mailto:sales-ch@mn-net.com)

