

## User manuals

**NucleoSpin® DNA Yeast****740236.10 / .50**

Dear valued customer,

Thank you for choosing MACHEREY-NAGEL for your application. We have attached a short protocol for your review.

To obtain the best results we recommend to follow the detailed protocol available online, especially when you are a first time user of this kit.

All important links to the above mentioned product are listed in this leaflet.

Important information regarding product components, specifications, safety instructions, and processing protocols, can all be found on the product website and accessed easily via the QR code.

### QR-Code product website



[qr.mn-net.com/qr/\(241\)740236](https://qr.mn-net.com/qr/(241)740236)

Use the following QR code or the link below for direct access to the user manual.

### QR-Code user manual



[qr.mn-net.com/qr/\(IFU\)740236](https://qr.mn-net.com/qr/(IFU)740236)










It is strongly recommended to read the detailed protocol section of the user manual if using the kit for the first time. However, experienced users may refer to the protocol at a glance. The protocol at a glance is designed to be used only as a supplemental tool for quick reference while performing the purification procedure.

We are constantly improving our products and we reserve the right to make changes or additions to protocols. Please check for updated revisions for previously downloaded manuals.

This leaflet does not replace the full manual!

Protocol at a glance (Rev. 03)  
Genomic DNA from yeast

NucleoSpin® DNA Yeast

|                             |   |   |
|-----------------------------|---|---|
| 1 Prepare sample            |    | < 100 mg yeast pellet (wet weight)<br>100 µL BE   |
| 2 Lyse sample               |    | Transfer sample in NucleoSpin® Bead Tube Type C<br>40 µL Buffer MG<br>10 µL Liquid Proteinase K<br>Agitate on MN Bead Tube Holder 15–20 min or on a swing mill for a shorter period<br>11,000 × <i>g</i> , 30 s |
| 3 Adjust binding conditions |    | 600 µL Buffer MG<br>Vortex 3 s<br>11,000 × <i>g</i> , 30 s  |
| 4 Bind DNA                  |   | Load 650 µL supernatant onto the NucleoSpin® DNA Yeast Column<br>11,000 × <i>g</i> , 30 s   |
| 5 Wash silica membrane      |  |   |
| 1 <sup>st</sup> wash        |  | 500 µL BW<br>11,000 × <i>g</i> , 30 s   |
| 2 <sup>nd</sup> wash        |  | 500 µL B5<br>11,000 × <i>g</i> , 30 s   |
| 6 Dry silica membrane       |  | 11,000 × <i>g</i> , 30 s  |
| 7 Elute DNA                 |  | 100 µL BE<br>RT, 1 min<br>11,000 × <i>g</i> , 30 s  |

## QR-Code Safety Data Sheet

Please find a digital version of the safety data sheets by following the link below:



[www.mn-net.com/sds](http://www.mn-net.com/sds)



We strongly recommend to carefully read the detailed protocol section of the product's user manual. If you have any questions about the protocol or product, please contact our Technical Support.

## Contact MN

### Germany and international

MACHEREY-NAGEL GmbH & Co. KG  
Valenciennner Str. 11 · 52355 Düren · Germany  
Tel.: +49 24 21 969-0  
Toll-free: 0800 26 16 000 (Germany only)  
E-mail: [info@mn-net.com](mailto:info@mn-net.com)

### Technical support Bioanalysis

Tel.: +49 24 21 969-333  
E-mail: [support@mn-net.com](mailto:support@mn-net.com)

### USA

MACHEREY-NAGEL Inc.  
924 Marcon Blvd. · Suite 102 · Allentown PA, 18109 · USA  
Toll-free: 888 321 6224 (MACH)  
E-mail: [sales-us@mn-net.com](mailto:sales-us@mn-net.com)

### France

MACHEREY-NAGEL SAS  
1, rue Gutenberg – BP135 · 67720 Hoerdt Cedex · France  
Tel.: +33 388 68 22 68  
E-mail: [sales-fr@mn-net.com](mailto:sales-fr@mn-net.com)

MACHEREY-NAGEL SAS (Société par Actions Simplifiée) au capital de 186600 €

Siret 379 859 531 00020 · RCS Strasbourg B379859531  
N° intracommunautaire FR04 379 859 531

### Switzerland

MACHEREY-NAGEL AG  
Hirsackerstr. 7 · 4702 Oensingen · Switzerland  
Tel.: +41 62 388 55 00  
E-mail: [sales-ch@mn-net.com](mailto:sales-ch@mn-net.com)

