

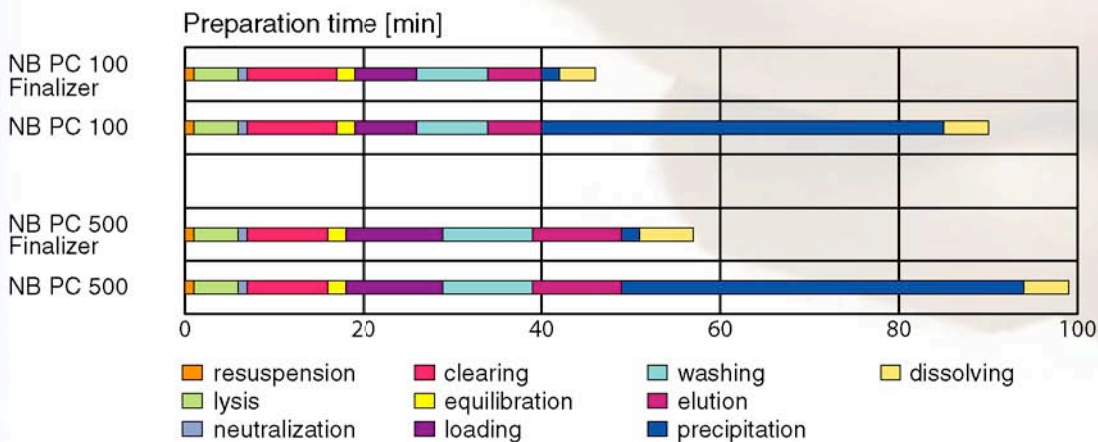
# Finalize your Plasmid Purification

NucleoBond® Finalizer

With Pure speed

## NucleoBond® Finalizer

- High Flexibility >> one size for Midi and Maxi Preparations
- High concentrated plasmid DNA
- Elimination of centrifugation and dissolving steps
- Easy handling
- Cost-efficient
- Pure speed >> less than 50 min from cell harvest to ultra-pure plasmid DNA



**Fig. 1 Did you say fast!**

Required preparation times for the isolation of plasmid DNA using the new **NucleoBond® Finalizer** have been compared to the standard procedure. The measured preparation time comprises all steps from resuspension of bacteria pellet to dissolving of plasmid DNA.

The different steps of the purification are displayed in different colors. The use of the **NucleoBond® Finalizer** speeds up the purification procedure by more than 40 min.

MACHEREY-NAGEL

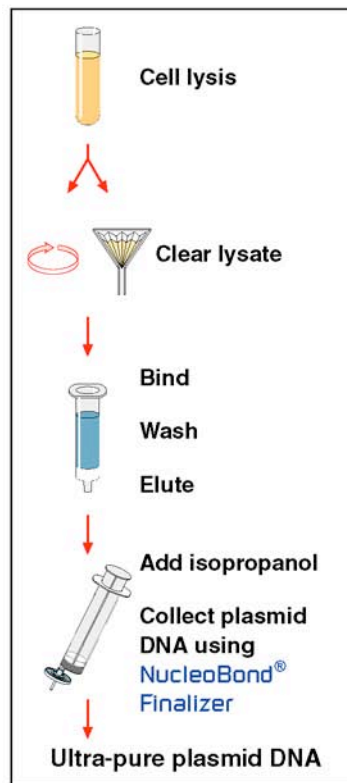
[www.mn-net.com](http://www.mn-net.com)



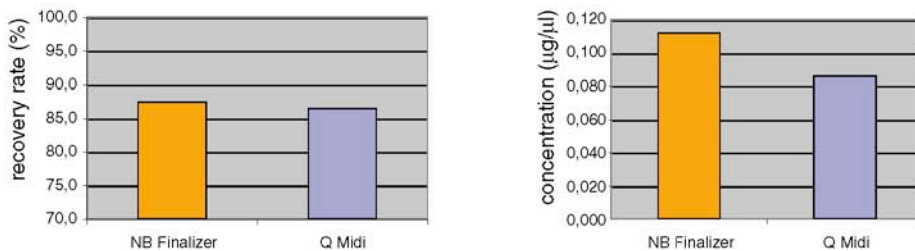
## Principle

The **NucleoBond® Finalizer** is compatible with NucleoBond® PC 100 and NucleoBond® PC 500 columns as well as with other standard Midi and Maxi anion exchange chromatography columns available on the market. The versatile and powerful **NucleoBond® Finalizer** enables the use of low elution volumes. Highly concentrated plasmid DNA of 0.5 µg/µl (Midi, elution volume 100 µl) and 0.9 µg/µl (Maxi, elution volume 400 µl), respectively, is yielded due to use of low elution volumes.

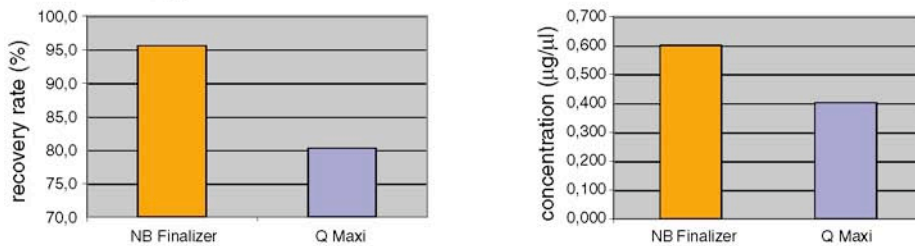
Plasmid DNA eluted from the NucleoBond® AX 100 and the AX 500 column, respectively, is mixed with isopropanol and loaded onto the **NucleoBond® Finalizer** using the syringe provided. The plasmid DNA is bound to the **NucleoBond® Finalizer** while the isopropanol mixture flows to waste. After a washing and drying step finally ultra-pure plasmid DNA is eluted with TE buffer or water.



### A: Loaded with 100 µg



### B: Loaded with 500 µg



**Fig. 2: Comparison of recovery rates and concentrations**

To 100 µg (Panel A) and 500 µg (Panel B) plasmid DNA, respectively, 0.7 vol isopropanol has been added and loaded onto the **NucleoBond® Finalizer** and QIAprecipitator Midi and Maxi, respectively. Although the QIAprecipitators require higher elution volumes the recovery rates are comparable or much lower. In consequence, use of the **NucleoBond® Finalizer** results in

a higher concentration of plasmid DNA compared to QIAprecipitator Midi or Maxi. Purified plasmid DNA can be used directly for all common downstream applications.

#### Used default elution volumes:

**NucleoBond® Finalizer** 800µl (reloaded)  
Q Midi/Maxi 1000µl (reloaded)

## Ordering Information

Product	Content	Preps	Cat. No.
<b>NucleoBond® Finalizer</b>	20 Finalizer, 2 x 30 ml and 2 x 1 ml syringes	20	740 519.20
<b>NucleoBond® Finalizer Plus</b>	20 Finalizer, 20 x 30 ml and 20 x 1 ml syringes	20	740 520.20

Fly-Finalizer/EI/25/0/2.2004 PD  
 Printed in Germany

# NucleoBond® Finalizer

## MACHEREY-NAGEL

MACHEREY-NAGEL GmbH & Co. KG · P.O. Box 10 13 52 · D-52313 Düren · Germany

**Germany**  
Tel.: +49-(0)-2421-969-275  
e-mail: tech-bio@mn-net.com

**USA**  
Tel.: +1-610-559-9848  
e-mail: sales-us@mn-net.com

**France**  
Tel.: +33-(0)-388-682268  
e-mail: sales-fr@mn-net.com

**Switzerland**  
Tel.: +41-(0)-62-3885500  
e-mail: sales-ch@mn-net.com

