

Plasmid DNA


Since the development of kit-based plasmid isolation around 20 years ago, MACHEREY-NAGEL has become a pioneer of supplying fast and highly reliable solutions for the purification of plasmid DNA.

Today, a comprehensive portfolio of kits based on premium performance anion-exchange chromatography or silica-membrane technology is available to provide the most adequate solutions for individual requirements.

<i>Transfection-grade plasmid DNA</i>	24
<i>Transfection-grade, endotoxin-free plasmid DNA</i>	30
<i>Molecular biology-/sequencing-grade plasmid DNA</i>	34



www.mn-net.com/plasmid



Plasmid DNA · Summary of Products

Transfection-grade plasmid DNA

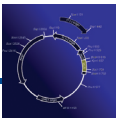
Format	Typical yield	Product	Page
High-/low-copy plasmid DNA (anion-exchange chromatography)			
NucleoBond® Xtra			
Midi / Maxi gravity-flow columns	250 µg 1 000 µg	NucleoBond® Xtra Midi / Midi Plus NucleoBond® Xtra Maxi / Maxi Plus	24
NucleoBond® PC			
Mini – Giga gravity-flow columns	20 – 10 000 µg	NucleoBond® PC 20 – PC 10 000	26
Large constructs, e.g., BACs, PACs, P1s, cosmids (anion-exchange chromatography)			
Maxi gravity-flow columns	100 µg	NucleoBond® BAC 100	28
Plasmid DNA concentration and desalination			
Desalting tool	500 µg / 2 000 µg	NucleoBond® Finalizer / Finalizer Large	29

Transfection-grade, endotoxin-free plasmid DNA

Format	Typical yield	Product	Page
Plasmid DNA for transfection of endotoxin-sensitive cells (anion-exchange chromatography)			
NucleoBond® Xtra EF			
Midi / Maxi gravity-flow columns	250 µg 1 000 µg	NucleoBond® Xtra Midi EF / Midi Plus EF NucleoBond® Xtra Maxi EF / Maxi Plus EF	30
NucleoBond® PC EF			
Maxi – Giga gravity-flow columns, preparative scale columns	500 µg – 100 mg	NucleoBond® PC 500 EF – PC Prep 100	32

Molecular biology-/sequencing-grade plasmid DNA













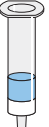
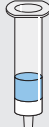


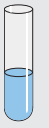
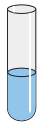












Format	Typical yield	Product	Page
Single prep (silica-membrane technology)			
Mini spin columns	<40 µg <15 µg	NucleoSpin® Plasmid / Plasmid (NoLid) NucleoSpin® Plasmid QuickPure	34 35
Manual and automated high throughput (HTP)			
8-well strips, 96-well plates (silica-membrane technology)	<20 µg <20 µg	NucleoSpin® 8 / 96 Plasmid NucleoSpin® 8 / 96 Plasmid Core Kit	36
96-well filter plates (filtration and precipitation)	8 µg	NucleoSpin® 96 Flash	38



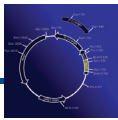
Plasmid DNA · Summary of Procedures

Transfection-grade plasmid DNA

Endotoxin-free plasmid DNA



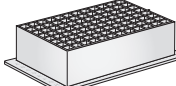
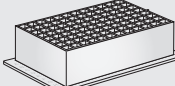

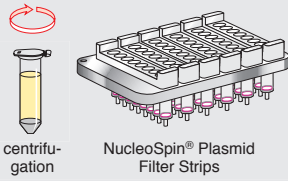

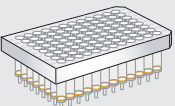
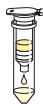
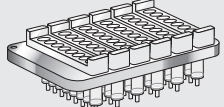
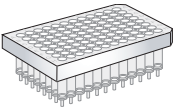
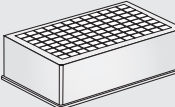
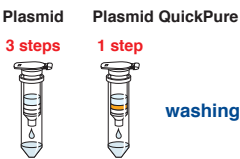
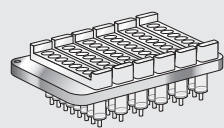
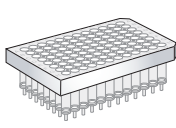

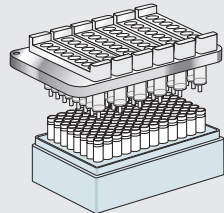
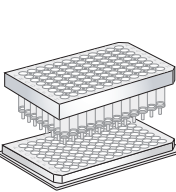
High-/low-copy plasmids		Large constructs	High-/low-copy plasmids	
NucleoBond® Xtra page 24	NucleoBond® PC page 26	NucleoBond® BAC 100 page 28	NucleoBond® Xtra EF page 30	NucleoBond® PC EF page 32
 alkaline lysis	 alkaline lysis	 alkaline lysis	 alkaline lysis	 alkaline lysis
↓	↓	↓	↓	↓
NucleoBond® Xtra Column Filter	NucleoBond® Folded Filter	NucleoBond® Folded Filter	NucleoBond® Xtra Column Filter	NucleoBond® Folded Filter NucleoBond® Bottle Top Filter
 clarification of lysate binding	 clarification of lysate binding	 clarification of lysate binding	 clarification of lysate binding	 clarification of lysate binding  clarification of lysate binding
↓	↓	↓	↓	↓
 washing elution	 washing elution	 washing elution	 washing elution	 washing elution
↓	↓	↓	↓	↓
 addition of isopropanol	 addition of isopropanol	 addition of isopropanol	 addition of isopropanol	 addition of isopropanol
↓	↓	↓	↓	↓
 DNA collection by centrifugation	 DNA collection by centrifugation	 DNA collection by centrifugation	 DNA collection by centrifugation	 DNA collection by centrifugation
or	or		or	or
 NucleoBond® Finalizer	 NucleoBond® Finalizer		 NucleoBond® Finalizer	 NucleoBond® Finalizer


Anion-exchange chromatography



Plasmid DNA · Summary of Procedures

Sequencing-grade plasmid DNA

Single prep	Manual and automated HTP		
NucleoSpin® Plasmid page 34 Plasmid QuickPure page 35	NucleoSpin® 8 Plasmid page 36	NucleoSpin® 96 Plasmid page 36	NucleoSpin® 96 Flash page 38
 alkaline lysis	 alkaline lysis	 alkaline lysis	 alkaline lysis
 clarification of lysate	 clarification of lysate	 clarification of lysate	 clarification of lysate
 binding	 binding	 binding	 precipitation with isopropanol
 washing	 washing	 washing	
 elution	 elution	 elution	
	Silica-membrane technology		Filtration and precipitation



transfection-grade

endotoxin-free

high-/low-copy plasmids

large constructs

desalting tool



NucleoBond® Xtra Midi / Maxi

60% time saving, 100% increased yields

Features

The new generation of anion exchanger – ultra-fast, transfection-grade plasmid DNA with high yield

- Optimized column design: Midi prep in approximately 30 min, Maxi prep in 35 min
- Column filter included: high filter flow rates, parallel lysate clearing and loading onto the column
- Improved silica material: typical yields of 250 µg (Midi) and 1 000 µg (Maxi)
- Transfection-grade plasmid DNA due to patented anion-exchange technology
- NucleoBond® Xtra Plus kits contain NucleoBond® Finalizers (see page 29) to speed up DNA precipitation



Product at a glance


	NucleoBond® Xtra Midi		NucleoBond® Xtra Maxi	
Technology	Anion-exchange chromatography			
Format	Midi gravity-flow columns		Maxi gravity-flow columns	
Lysate clarification	Column filters		Column filters	
Sample material	<200 mL (high copy) <400 mL (low copy)		<600 mL (high copy) <1 200 mL (low copy)	
Vector size	<300 kbp		<300 kbp	
Typical yield	250 µg		1 000 µg	
A ₂₆₀ /A ₂₈₀	1.80 – 1.95		1.80 – 1.95	
Isopropanol precipitation	Xtra Midi Centrifugation	Xtra Midi Plus NucleoBond® Finalizer	Xtra Maxi Centrifugation	Xtra Maxi Plus NucleoBond® Finalizer Large
Preparation time	70 min / 4 preps	30 min / 4 preps	80 min / 4 preps	35 min / 4 preps
Procedure chart see page 22				

Applications

- High-copy plasmids from *E. coli*
- Low-copy plasmids from *E. coli**

* Increased buffer volumes required, see "Ordering information"

For detailed product information and application data see www.mn-net.com/plasmid




Transfection-grade Plasmid DNA

transfection-grade	high-/low-copy plasmids
endotoxin-free	large constructs
	desalting tool

Ordering information

Product	Preps	Specification	REF
NucleoBond® Xtra Midi kits			
NucleoBond® Xtra Midi	10	NucleoBond® Xtra Midi Columns with inserted NucleoBond® Xtra Column Filters, buffers, RNase A	740410.10
	50	as above	740410.50
	100	as above	740410.100
NucleoBond® Xtra Midi Plus	10	NucleoBond® Xtra Midi Columns with inserted NucleoBond® Xtra Column Filters, NucleoBond® Finalizers, buffers, RNase A	740412.10
	50	as above	740412.50
NucleoBond® Xtra Maxi kits			
NucleoBond® Xtra Maxi	10	NucleoBond® Xtra Maxi Columns with inserted NucleoBond® Xtra Column Filters, buffers, RNase A	740414.10
	50	as above	740414.50
	100	as above	740414.100
NucleoBond® Xtra Maxi Plus	10	NucleoBond® Xtra Maxi Columns with inserted NucleoBond® Xtra Column Filters, NucleoBond® Finalizers Large, buffers, RNase A	740416.10
	50	as above	740416.50
Product accessories			
	Pack of	Specification	REF
NucleoBond® Xtra Combi Rack	1	for use with NucleoBond® Xtra Midi, Maxi, AX 100, 500, 2 000, and 10 000 Columns	740415
NucleoBond® Xtra Buffer Set I	1	for isolation of low-copy plasmids, cosmids, BACs, PACs, and P1 constructs, only applicable with NucleoBond® Xtra kits, sufficient for 10 Xtra Maxi preps or 20 Xtra Midi preps, set includes buffers RES, LYS, NEU, and RNase A	740417

For separate kit components see "Accessories" page 137



Transfection-grade Plasmid DNA

transfection-grade

endotoxin-free

high-/low-copy plasmids

large constructs

desalting tool



NucleoBond® PC

Patented technology

Features

The classic anion exchanger for purification of transfection-grade plasmid DNA

- Fast and easy clarification of lysates with NucleoBond® Folded Filters, no centrifugation required, no shearing forces
- NucleoBond® Finalizers available as separate tool to avoid time consuming centrifugation for plasmid precipitation (see page 29)
- Transfection-grade plasmid DNA due to patented anion-exchange technology
- Separate binding columns of NucleoBond® PC kits available as NucleoBond® AX columns



Product at a glance


	NucleoBond® PC 20	NucleoBond® PC 100	NucleoBond® PC 500	NucleoBond® PC 2000	NucleoBond® PC 10 000
Technology	Anion-exchange chromatography				
Format	Mini	Midi	Maxi	Mega	Giga
	Gravity-flow columns				
Lysate clarification	Centrifugation	Folded filters	Folded filters	Folded filters	Folded filters
Sample material	1 – 5 mL (HC*) 3 – 10 mL (LC**)	5 – 30 mL (HC*) 10 – 100 mL (LC**)	30 – 150 mL (HC*) 100 – 500 mL (LC**)	150 – 500 mL (HC*)	500 – 2000 mL (HC*)
Vector size	<300 kbp	<300 kbp	<300 kbp	<300 kbp	<300 kbp
Typical yield	3 – 20 µg	20 – 100 µg	450 – 520 µg	1 700 – 2 000 µg	5 000 – 9 000 µg
A ₂₆₀ /A ₂₈₀	1.80 – 1.95	1.80 – 1.95	1.80 – 1.95	1.80 – 1.95	1.80 – 1.95
Preparation time	60 min / 4 – 6 preps	65 min / 4 – 6 preps	80 – 90 min / 4 preps	90 – 120 min / 4 – 6 preps	120 – 150 min / 2 preps
Binding capacity	20 µg	100 µg	500 µg	2 000 µg	10 000 µg
Procedure chart see page 22					

* High-copy plasmids
** Low-copy plasmids

Applications

- High-copy plasmids from *E. coli*
 - Low-copy plasmids from *E. coli****
- *** Increased buffer volumes required, see "Ordering information"

① For detailed product information and application data see www.mn-net.com/plasmid



transfection-grade

endotoxin-free

high-/low-copy plasmids

large constructs


desalting tool



Ordering information

Product	Preps	Specification	REF
NucleoBond® PC kits for purification of plasmids and cosmids			
NucleoBond® PC 20	20	NucleoBond® AX 20 Columns, buffers, RNase A	740571
	100	as above	740571.100
NucleoBond® PC 100	20	NucleoBond® AX 100 Columns, buffers, RNase A, NucleoBond® Folded Filters	740573
	100	as above	740573.100
NucleoBond® PC 500	10	NucleoBond® AX 500 Columns, buffers, RNase A, NucleoBond® Folded Filters XL	740574
	25	as above	740574.25
	50	as above	740574.50
	100	as above	740574.100
NucleoBond® PC 2 000	5	NucleoBond® AX 2 000 Columns, buffers, RNase A, NucleoBond® Folded Filters XL	740576
NucleoBond® PC 10 000	5	NucleoBond® AX 10 000 Columns, buffers, RNase A, NucleoBond® Folded Filters (Type 1, Type 2)	740593
NucleoBond® AX columns			
NucleoBond® AX 20	20	NucleoBond® AX 20 Columns	740511
NucleoBond® AX 100	20	NucleoBond® AX 100 Columns	740521
	100	as above	740521.100
NucleoBond® AX 500	10	NucleoBond® AX 500 Columns	740531
	50	as above	740531.50
NucleoBond® AX 2 000	10	NucleoBond® AX 2 000 Columns	740525
NucleoBond® AX 10 000	5	NucleoBond® AX 10 000 Columns	740534
Product accessories	Pack of	Specification	REF
NucleoBond® accessories			
NucleoBond® Rack Small	1	for use with NucleoBond® AX 20 Columns	740562
NucleoBond® Rack Large	1	for use with NucleoBond® AX 100, 500, 2 000, 10 000, BAC 100, and Xtra Midi Columns	740563
NucleoBond® buffers			
NucleoBond® Buffer Set I	1	for isolation of low-copy plasmids, cosmids, BACs, PACs, and P1 constructs, only applicable with NucleoBond® PC kits, sufficient for 10 AX 500 Columns (Maxi preps), 20 AX 100 Columns (Midi preps), set incl. RNase A	740601

For separate kit components see "Accessories" page 137



transfection-grade

endotoxin-free

high- / low-copy plasmids

large constructs

desalting tool



NucleoBond® BAC 100

Features

The anion exchanger for purification of P1, BACs, PACs, and other large constructs

- Suitable for constructs up to 300 kbp
- Optimized lysis buffer volumes for large bacterial cultures
- NucleoBond® Folded Filters included for gentle lysate clarification without shearing of large constructs



Product at a glance

Technology	Anion-exchange chromatography
Format	Gravity-flow columns
Lysate clarification	Folded filters
Sample material	100 – 500 mL <i>E. coli</i> culture
Vector size	<300 kbp
Typical yield	10 – 100 µg
A ₂₆₀ /A ₂₈₀	1.80 – 1.95
Preparation time	120 min / 2 – 4 preps
Binding capacity	100 µg
Procedure chart see page 22	

Applications


- Purification of P1, BACs, PACs, and other large constructs from *E. coli*
- Typical downstream applications: cloning, PCR, restriction analysis, sequencing, and transfection

① For detailed product information and application data see www.mn-net.com/plasmid

Ordering information

Product	Preps	Specification	REF
NucleoBond® BAC 100	10	NucleoBond® BAC 100 Columns, buffers, RNase A, NucleoBond® Folded Filters	740579
Product accessories	Pack of	Specification	REF
NucleoBond® Rack Large	1	for use with NucleoBond® AX 100, 500, 2 000, 10 000, BAC 100, and Xtra Midi Columns	740563

For separate kit components see “Accessories” page 137



transfection-grade

endotoxin-free

high- / low-copy plasmids

large constructs

desalting tool



NucleoBond® Finalizer / Finalizer Large

90% time saving

Features

Desalting tools for speeding up the time-consuming precipitation step after anion-exchange plasmid purification

- Eliminates centrifugation steps for precipitation → time saving from >1 h to only 5 min
- Two sizes available, to be combined with Midi and Maxi preparations
- Highly concentrated plasmid DNA depending on elution volume
- No loss of DNA pellets or incomplete solubilization of hardly visible precipitates



Product at a glance

	NucleoBond® Finalizer	NucleoBond® Finalizer Large
Format		Syringe filter
Sample material	Plasmid and cosmid DNA eluates obtained by anion-exchange chromatography	
Vector size	2 – 50 kbp	2 – 50 kbp
Typical recovery	40 – 90%	40 – 90%
Typical concentration (elution volume dependent)	0.1 – 3 µg/µL	0.1 – 3 µg/µL
Elution volume	>200 µL	>400 µL
Preparation time	5 min	5 min
Residual chloride concentration	<0.3 µg/µL	<0.3 µg/µL
Binding capacity	500 µg	2000 µg
To be combined with	NucleoBond® PC 100 NucleoBond® PC 500 NucleoBond® PC 500 EF NucleoBond® Xtra Midi NucleoBond® Xtra Midi EF	NucleoBond® Xtra Maxi NucleoBond® Xtra Maxi EF NucleoBond® PC 2000 NucleoBond® PC 2000 EF

Applications


- Quick concentration and desalination of plasmid and cosmid DNA eluates obtained by anion-exchange chromatography
- Typical downstream applications: transfection, in-vitro transcription, automated or manual sequencing, cloning, hybridization, and PCR

For detailed product information and application data see www.mn-net.com/plasmid

Ordering information

Product	Preps	Specification	REF
NucleoBond® Finalizer	20	20 Finalizers, 2 x 30 mL and 2 x 1 mL syringes	740519.20
NucleoBond® Finalizer Plus	20	20 Finalizers, 20 x 30 mL and 20 x 1 mL syringes	740520.20
NucleoBond® Finalizer Large	20	20 Finalizers Large, 2 x 30 mL and 2 x 1 mL syringes	740418.20
NucleoBond® Finalizer Large Plus	20	20 Finalizers Large, 20 x 30 mL and 20 x 1 mL syringes	740419.20

For separate kit components see “Accessories” page 137



transfection-grade

endotoxin-free

high-/low-copy plasmids



NucleoBond® Xtra Midi EF / Maxi EF

68% time saving, 100% increased yields

Features

The new generation of anion exchanger – ultra-fast, endotoxin-free plasmid DNA with high yield

- Plasmid DNA with less than 0.05 EU/μg for transfection of highly sensitive cells
- Patented endotoxin removal by additional washing step – no extra ice incubation necessary
- Optimized column design: Midi prep in approximately 45 min, Maxi prep in 50 min
- Column filter included: high filter flow-rates, parallel lysate clearing and loading onto the column
- Improved silica material: typical yields of 250 μg (Midi) and 1 000 μg (Maxi)
- NucleoBond® Xtra Plus EF kits contain NucleoBond® Finalizers (see page 29) to speed up DNA precipitation



Product at a glance


	NucleoBond® Xtra Midi EF		NucleoBond® Xtra Maxi EF	
Technology	Anion-exchange chromatography			
Format	Midi gravity-flow columns		Maxi gravity-flow columns	
Lysate clarification	Column filters		Column filters	
Sample material	<200 mL (high copy) <400 mL (low copy)		<600 mL (high copy) <1 200 mL (low copy)	
Vector size	<300 kbp		<300 kbp	
Typical yield	250 μg		1 000 μg	
A ₂₆₀ /A ₂₈₀	1.80 – 1.95		1.80 – 1.95	
Endotoxin level	<0.05 EU/μg DNA		<0.05 EU/μg DNA	
Isopropanol precipitation	Xtra Midi EF Centrifugation	Xtra Midi Plus EF NucleoBond® Finalizer	Xtra Maxi EF Centrifugation	Xtra Maxi Plus EF NucleoBond® Finalizer Large
Preparation time	100 min / 4 preps	45 min / 4 preps	105 min / 4 preps	50 min / 4 preps
Procedure chart see page 22				

Applications

- High-copy plasmids from *E. coli*
- Low-copy plasmids from *E. coli**

* Increased buffer volumes required, see "Ordering information"

For detailed product information and application data see www.mn-net.com/plasmid



Transfection-grade, Endotoxin-free Plasmid DNA

transfection-grade

endotoxin-free


high-/low-copy plasmids



Ordering information

Product	Preps	Specification	REF
NucleoBond® Xtra Midi EF kits			
NucleoBond® Xtra Midi EF	10	NucleoBond® Xtra Midi Columns with inserted NucleoBond® Xtra Column Filters, buffers, RNase A	740420.10
	50	as above	740420.50
NucleoBond® Xtra Midi Plus EF	10	NucleoBond® Xtra Midi Columns with inserted NucleoBond® Xtra Column Filters, NucleoBond® Finalizer, buffers, RNase A	740422.10
	50	as above	740422.50
NucleoBond® Xtra Maxi EF kits			
NucleoBond® Xtra Maxi EF	10	NucleoBond® Xtra Maxi Columns with inserted NucleoBond® Xtra Column Filters, buffers, RNase A	740424.10
	50	as above	740424.50
NucleoBond® Xtra Maxi Plus EF	10	NucleoBond® Xtra Maxi Columns with inserted NucleoBond® Xtra Column Filters, NucleoBond® Finalizer Large, buffers, RNase A	740426.10
	50	as above	740426.50
Product accessories			
	Pack of	Specification	REF
NucleoBond® Xtra Combi Rack	1	for use with NucleoBond® Xtra Midi, Maxi, AX 100, 500, 2000, and 10 000 Columns	740415
NucleoBond® Xtra EF Buffer Set I	1	for isolation of endotoxin-free low-copy plasmids, cosmids, BACs, PACs, and P1 constructs, only applicable with NucleoBond® Xtra EF kits, sufficient for 10 Xtra EF Maxi preps or 20 Xtra EF Midi preps, set includes buffers RES-EF, LYS-EF, NEU-EF, and RNase A	740427

For separate kit components see "Accessories" page 137



transfection-grade

endotoxin-free

high-copy plasmids



NucleoBond® PC EF

Features

The classic anion exchanger for purification of endotoxin-free plasmid DNA

- Plasmid DNA with less than 0.1 EU/μg for transfection of highly sensitive cells
- Patented endotoxin removal by additional washing step – no extra ice incubation necessary
- Fast and easy clarification of lysates by NucleoBond® Folded Filters, no centrifugation required, no shearing forces
- NucleoBond® Finalizers available as separate tool to avoid time consuming centrifugation for plasmid precipitation (see page 29)
- Transfection-grade plasmid DNA due to patented anion-exchange technology
- Separate binding columns of NucleoBond® PC kits available as NucleoBond® AX columns



Product at a glance


	NucleoBond® PC 500 EF	NucleoBond® PC 2000 EF	NucleoBond® PC 10000 EF	NucleoBond® PC Prep 100
Technology	Anion-exchange chromatography			
Format	Maxi	Mega	Giga	Preparative scale
	Gravity-flow columns	Gravity-flow columns	Gravity-flow columns	Compatible with, e.g., HPLC, FPLC™
Lysate clarification	Folded filters	Bottle top filters	Bottle top filters	Folded filters, sieving fabric
Sample material	30 – 150 mL	150 – 500 mL	500 – 2000 mL	5 – 20 L
Vector size	<300 kbp	<300 kbp	<300 kbp	<300 kbp
Typical yield	450 – 520 μg	1700 – 2000 μg	5000 – 9000 μg	80 – 100 mg
A ₂₆₀ /A ₂₈₀	1.80 – 1.95	1.80 – 1.95	1.80 – 1.95	1.80 – 1.95
Endotoxin level	<0.1 EU/μg DNA	<0.1 EU/μg DNA	<0.1 EU/μg DNA	<0.1 EU/μg DNA
Preparation time	100 min / 2 preps	150 min / 2 preps	180 min / 2 preps	20 h / prep
Binding capacity	500 μg	2000 μg	10000 μg	100 mg

Procedure chart see page 22

Applications

- High-copy plasmids from *E. coli*

① For detailed product information and application data see www.mn-net.com/plasmid



Transfection-grade, Endotoxin-free Plasmid DNA

transfection-grade

endotoxin-free

high-copy plasmids




Ordering information

Product	Preps	Specification	REF
NucleoBond® PC 500 EF	10	NucleoBond® AX 500 Columns, buffers EF, RNase A, NucleoBond® Folded Filters XL	740550
NucleoBond® PC 2000 EF	5	NucleoBond® AX 2000 Columns, buffers EF, RNase A, NucleoBond® Bottle Top Filters	740549
NucleoBond® PC 10000 EF	5	NucleoBond® AX 10000 Columns, buffers EF, RNase A, NucleoBond® Bottle Top Filters	740548
NucleoBond® PC Prep 100	1	1 NucleoBond® AX Prep 100 Column, 3 NucleoBond® AX 100 Columns, buffers EF, RNase A, Sieving Fabric, NucleoBond® Folded Filters	740594

Product accessories	Pack of	Specification	REF
NucleoBond® Rack Large	1	for use with NucleoBond® AX 100, 500, 2000, 10000, BAC 100, and Xtra Midi Columns	740563

For separate kit components see “Accessories” page 137



single prep
manual HTP
automated HTP

mini spin columns



NucleoSpin® Plasmid · NucleoSpin® Plasmid (NoLid)

Features

For rapid small scale preparation of up to 40 µg of high-purity plasmid DNA

- Fast procedure: 18 Mini preps in 25 min
- High capacity: up to 40 µg of plasmid DNA



Product at a glance

Technology	Silica-membrane technology
Format	Mini spin columns
Sample material	1 – 5 mL <i>E. coli</i> culture (standard protocol) 5 – 10 mL <i>E. coli</i> culture*
Vector size	<15 kbp
Typical yield	<25 µg (from 1 – 5 mL <i>E. coli</i> culture) <40 µg (from 5 – 10 mL <i>E. coli</i> culture)
A ₂₆₀ /A ₂₈₀	1.80 – 1.85
Elution volume	50 µL
Preparation time	25 min / 18 preps
Binding capacity	60 µg
Procedure chart see page 23	

Applications

- High-copy plasmids from *E. coli*
- Support protocol for low-copy plasmids, P1 constructs, or cosmids*
- Support protocols for plasmid DNA from Gram-positive bacteria and plasmid DNA clean-up from reaction mixtures
- Support protocol for M13 DNA available on request, please contact Technical Service
- Typical downstream applications: cloning, sequencing, PCR, transformation, restriction analysis

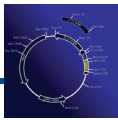
* Increased buffer volumes required, see "Ordering information"

For detailed product information and application data see www.mn-net.com/plasmid

Ordering information

Product	Preps	Specification	REF
NucleoSpin® Plasmid	10	NucleoSpin® Plasmid Columns, Collection Tubes (2 mL), buffers, RNase A	740588.10
	50	as above	740588.50
	250	as above	740588.250
NucleoSpin® Plasmid (NoLid)	50	NucleoSpin® Plasmid (NoLid) Columns, Collection Tubes (2 mL), buffers, RNase A	740499.50
	250	as above	740499.250
Product accessories	Pack of	Specification	REF
NucleoSpin® Buffer Set	1	for the isolation of low-copy plasmids, buffers A1, A2, A3, RNase A, sufficient for 300 preps	740953

For separate kit components see "Accessories" page 137



single prep

manual HTP

automated HTP

mini spin columns



NucleoSpin® Plasmid QuickPure

High-speed plasmid Mini prep

Features

For ultra-fast small scale preparation of up to 15 µg of high-purity plasmid DNA

- One combined washing and drying step enables ultra-fast procedure:
18 Mini preps in 11 min



Product at a glance

Technology	Silica-membrane technology
Format	Mini spin columns
Sample material	1 – 3 mL <i>E. coli</i> culture
Vector size	< 15 kbp
Typical yield	< 15 µg
A ₂₆₀ /A ₂₈₀	1.80 – 1.85
Elution volume	50 µL
Preparation time	11 min / 18 preps
Binding capacity	15 µg
Procedure chart see page 23	

Applications


- High-copy plasmids from *E. coli*
- Typical downstream applications: cloning, sequencing, PCR, transformation, restriction analysis

For detailed product information and application data see www.mn-net.com/plasmid

Ordering information

Product	Preps	Specification	REF
NucleoSpin® Plasmid QuickPure	10	NucleoSpin® Plasmid QuickPure Columns, Collection Tubes (2 mL), buffers, RNase A	740615.10
	50	as above	740615.50
	250	as above	740615.250

For separate kit components see "Accessories" page 137



Sequencing-grade Plasmid DNA

single prep	
manual HTP	8-well strips
automated HTP	96-well plates
	96-well filter plates



NucleoSpin® 8/96 Plasmid · NucleoSpin® 8/96 Plasmid Core Kit

Features

Isolation of plasmid DNA in flexible 8-well strip format and for high throughput in convenient 96-well plate format

- Time-saving parallel isolation of plasmid DNA
- Processing of up to 5 mL bacterial culture
- NucleoSpin® 8 Filter Strips/96 Filter Plate for convenient filtration of bacterial lysates
- Processing possible under vacuum or by centrifugation
- Suitable for manual or automated processing under vacuum
- Innovative MN Wash Plate minimizes risk of cross-contamination
- NucleoSpin® 8/96 Plasmid Core Kits:
Kits with basic content focussed on automation platforms.
Additional accessories can be combined as needed.



Product at a glance


	NucleoSpin® 8 Plasmid NucleoSpin® 8 Plasmid Core Kit	NucleoSpin® 96 Plasmid NucleoSpin® 96 Plasmid Core Kit
Technology	Silica-membrane technology	
Format	8-well strips	96-well plates
Processing	Manual and automated, vacuum	Manual and automated, vacuum or centrifugation
Lysate clarification	8-well filter strips	96-well filter plates
Sample material	1 – 5 mL <i>E. coli</i> culture	1 – 5 mL <i>E. coli</i> culture
Vector size	< 15 kbp	< 15 kbp
Typical yield	4 – 6 µg/mL <i>E. coli</i> culture	4 – 6 µg/mL <i>E. coli</i> culture
A ₂₆₀ /A ₂₈₀	1.70 – 1.85	1.70 – 1.85
Elution volume	75 – 150 µL	75 – 150 µL
Preparation time	45 min / 6 strips	45 min / plate
Binding capacity	20 µg	20 µg

Procedure chart see page 23

Applications

- Manual and automated isolation of high-copy plasmids
- Support protocol available for purification of cosmids
- Typical downstream applications: cloning, sequencing, PCR, transformation, restriction analysis

① For detailed product information and application data see www.mn-net.com/plasmid




Sequencing-grade Plasmid DNA

single prep	
manual HTP	8-well strips
automated HTP	96-well plates
	96-well filter plates

Ordering information

Product	Preps	Specification	REF
NucleoSpin® 8 Plasmid	12 x 8	NucleoSpin® Plasmid Filter Strips, NucleoSpin® Plasmid Binding Strips, Culture Plate, MN Wash Plate, Rack of Tube Strips, buffers, RNase A	740621
	60 x 8	as above	740621.5
NucleoSpin® 8 Plasmid Core Kit	48 x 8	NucleoSpin® Plasmid Filter Strips, NucleoSpin® Plasmid Binding Strips, buffers, RNase A	740461.4
NucleoSpin® 96 Plasmid	1 x 96	NucleoSpin® Plasmid Filter Plate, NucleoSpin® Plasmid Binding Plate, MN Wash Plate, MN Square-well Block, Elution Plate U-bottom, Gas-permeable Foil, Self-adhering Foil, buffers, RNase A	740625.1
	4 x 96	as above	740625.4
	24 x 96	as above	740625.24
NucleoSpin® 96 Plasmid Core Kit	4 x 96	NucleoSpin® Plasmid Filter Plates, NucleoSpin® Plasmid Binding Plates, buffers, RNase A	740616.4
Product accessories	Pack of	Specification	REF
NucleoVac 96 Vacuum Manifold	1		740681
NucleoVac Vacuum Regulator	1	for controlling of vacuum	740641
Starter Set A	1	for use of NucleoSpin® 8-well strips on the NucleoVac 96 Vacuum Manifold	740682

For separate kit components see "Accessories" page 137



Sequencing-grade Plasmid DNA

single prep	
manual HTP	
automated HTP	8-well strips
	96-well plates
	96-well filter plates




NucleoSpin® 96 Flash

Features

Time and cost efficient high-throughput purification of plasmid DNA

- Suitable for high-throughput purification of large constructs (cosmids, BACs)
- Manual or automated processing



Product at a glance

Technology	Alkaline lysis with subsequent filtration and precipitation
Format	96-well plates
Processing	Manual or automated, vacuum or centrifugation (centrifuge required for precipitation)
Lysate clarification	96-well filter plates
Sample material	1.1 – 3.9 mL <i>E. coli</i> culture
Vector size	<250 kbp
Typical yield	8 µg from 1.1 – 1.3 mL <i>E. coli</i> culture (high-copy plasmid) <1 µg from 1.3 – 3.9 mL <i>E. coli</i> culture (BACs)
Preparation time	90 min / 2 plates
Procedure chart	see page 23

Applications

- Purification of plasmids, cosmids, BACs
- Typical downstream applications: sequencing, PCR, restriction

For detailed product information and application data see www.mn-net.com/plasmid

Ordering information

Product	Preps	Specification	REF
NucleoSpin® 96 Flash	2 x 96	NucleoSpin® Flash Filter Plates, MN Square-well Blocks, Square-well Blocks, Gas-permeable Foil, Self-adhering Foil, buffers, RNase A	740618.2
	4 x 96	as above	740618.4
	24 x 96	as above	740618.24
Product accessories	Pack of	Specification	REF
NucleoVac 96 Vacuum Manifold	1		740681
NucleoVac Vacuum Regulator	1	for controlling of vacuum	740641

For separate kit components see "Accessories" page 137